




Elite-Impression Trays



Form BO (SUP/B)
for toothed upper jaws, perforated


DI-14-101	Fig . 0
DI-14-102	Fig . 1
DI-14-103	Fig . 2
DI-14-104	Fig . 3

Fig. 0 = for children



Form PO (SUP/P)
for partially toothed upper jaws, perforated

DI-14-105	Fig . 1
DI-14-106	Fig . 2
DI-14-107	Fig . 3



Form FO (SUP/F)
for upper functional impressions, perforated

DI-14-108	Fig . 1
DI-14-109	Fig . 2
DI-14-110	Fig . 3



Form UO (SUP/U)
for edentulous upper jaws, perforated

DI-14-111	Fig . 1
DI-14-112	Fig . 2
DI-14-113	Fig . 3



Elite-Impression Trays




1/2

Form BU (INF/B)
for toothed lower jaws, perforated

DI-14-114	Fig . 0
DI-14-115	Fig . 1
DI-14-116	Fig . 2
DI-14-117	Fig . 3

Fig. 0 = for children



1/2

Form PU (INF/P)
for partially toothed lower jaws, perforated


DI-14-118	Fig . 1
DI-14-119	Fig . 2
DI-14-120	Fig . 3



1/2

Form UU (INF/U)
for edentulous lower jaws, perforated

DI-14-121	Fig . 1
DI-14-122	Fig . 2
DI-14-123	Fig . 3



1/2

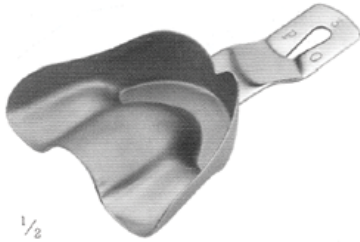
Form BO (SUP/B)
for toothed upper jaws, unperforated

DI-14-124	Fig . 0
DI-14-125	Fig . 1
DI-14-126	Fig . 2
DI-14-127	Fig . 3

Fig. 0 = for children



Elite-Impression Trays

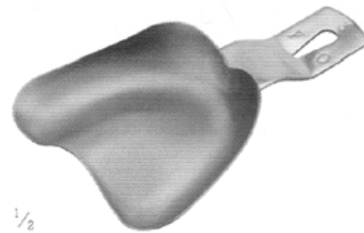


1/2

Form PO (SUP/P)

for partially toothed upper jaws, unperforated

DI-14-128	Fig . 1
DI-14-129	Fig . 2
DI-14-130	Fig . 3

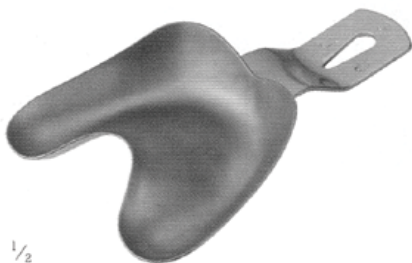


1/2

Form FO (SUP/F)

for upper functional impressions, unperforated

DI-14-131	Fig . 1
DI-14-132	Fig . 2
DI-14-133	Fig . 3




1/2

Form UO (SUP/U)

for edentulous upper jaws, unperforated

DI-14-134	Fig . 1
DI-14-135	Fig . 2
DI-14-136	Fig . 3



1/2

Form BU, Fig. 0 (INF/B)


for toothed lower jaws, unperforated

DI-14-137	Fig . 0
DI-14-138	Fig . 1
DI-14-139	Fig . 2
DI-14-140	Fig . 3

Fig. 0 = for children



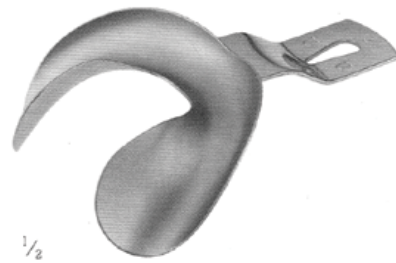
Elite-Impression Trays



Form PU (INF/P)

for partially toothed lower jaws, unperforated

DI-14-141 Fig . 1
DI-14-142 Fig . 2
DI-14-143 Fig . 3



Form UU (INF/U)

for edentulous lower jaws, unperforated

DI-14-144 Fig . 1
DI-14-145 Fig . 2
DI-14-146 Fig . 3



Impression Trays for Partial Impressions



Form C1/2R
perforated

DI-14-147
DI-14-148
DI-14-149

Fig . 1
Fig . 2
Fig . 3



Form C1/2R
unperforated

DI-14-150
DI-14-151
DI-14-152

Fig . 1
Fig . 2
Fig . 3



Form C1/2L
perforated

DI-14-153
DI-14-154
DI-14-155

Fig . 1
Fig . 2
Fig . 3



Form C1/2L
unperforated

DI-14-156
DI-14-157
DI-14-158

Fig . 1
Fig . 2
Fig . 3



DI-14-159
with swivel handle and fixing screw
perforated



DI-14-160
unperforated



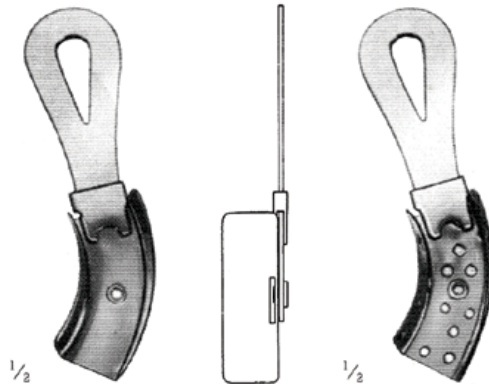
DI-14-161
with swivel handle
perforated



DI-14-162
unperforated



Impression Trays for Partial Impressions



$\frac{1}{2}$
Stolley
DI-14-163
with swivel handle and slide
perforated

$\frac{1}{2}$
Stolley
DI-14-164
unperforated



Rubber Dam Instruments



Ainsworth
DI-14-165
16 cm / 6 1/2"
Punch Forceps



USA
DI-14-166
15 cm / 6"
Punch Forceps



Ivory
DI-14-167
16 cm / 6 1/2"
Clamp Forceps




Brewer
DI-14-168
17 cm / 6 3/4"
Clamp Forceps



Stockes
DI-14-169
17 cm / 6 3/4"
Clamp Forceps



Rubber Dam Instruments



1/2

Wizard
DI-14-170
Fig. 60
Rubber Dam Holder

1/4

Ivory



DI-14-171
Fig. 26



DI-14-172
Fig. 27



DI-14-173
Fig. 28



DI-14-174
Fig. 29

1/4



DI-14-175
Fig. 30



DI-14-176
Fig. 31




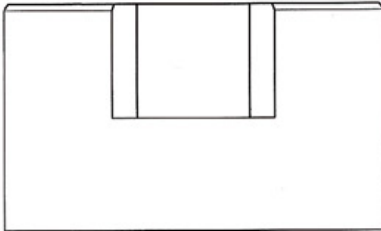
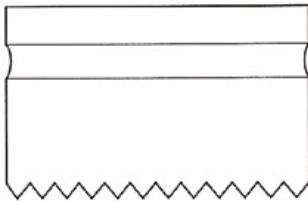
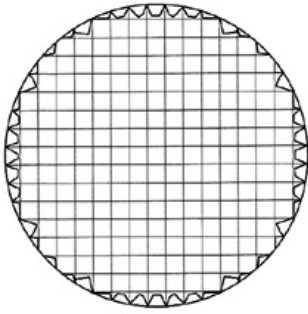
DI-14-177
Fig. 51



DI-14-178
Fig. 60



Bone Crusher, Bone Mill



1/1

DI-14-179



1/1

DI-14-180
16,5 cm / 6 1/2"
Bone mill for small and medium quantities.




Amalgam Carriers



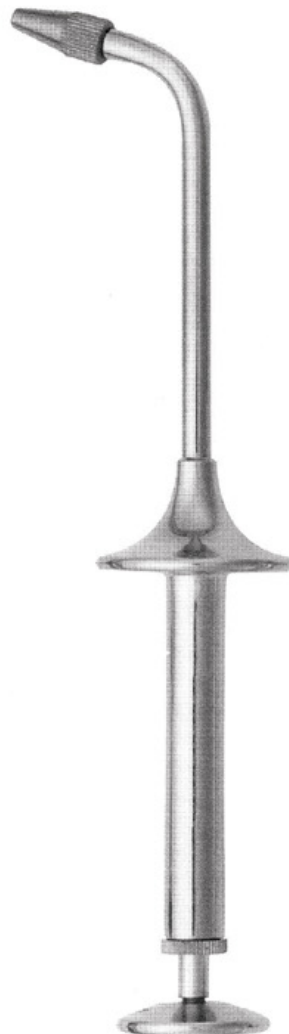
	<p>Ø 2,5 mm</p>	<p>plastic tip only</p> <p>metal tip only</p>	<p>Plastic tip only</p> <p>Metal tip only</p>	<p>Plastic tip only</p> <p>Metal tip only</p>
<p>Tactile Tone TARJ DI-14-181 Regular</p>	<p>IVORY DI-14-182 210 mm, 8¹/₄"</p>	<p>DI-14-183 with metal tip 185 mm, 7¹/₄"</p> <p>DI-14-184 with plastic tip 180 mm, 7"</p>	<p>DI-14-185 with metal tip 135 mm, 5¹/₄"</p> <p>DI-14-186 with plastic tip 130 mm, 5¹/₈"</p>	<p>DI-14-187 with metal tip 145 mm, 5³/₄"</p> <p>DI-14-188 with plastic tip 150 mm, 6"</p>




Amalgam Carriers



DI-14-189
15 cm



DI-14-190
13 cm



Ivory
DI-14-191
16 cm



Bone Carriers

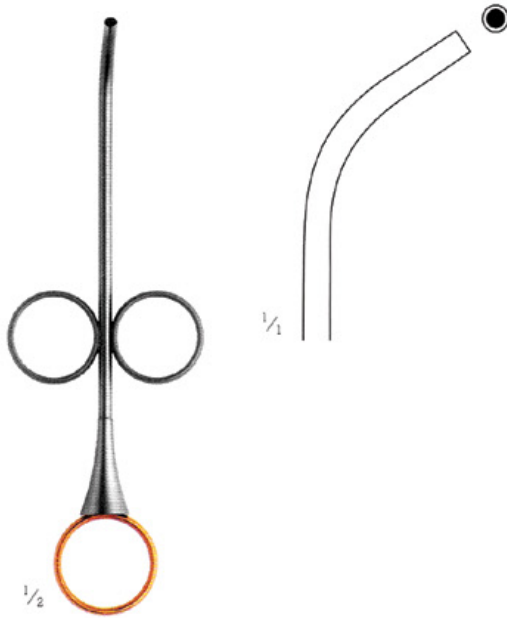


Fig. 01
DI-14-192
2,5/3,5 mm

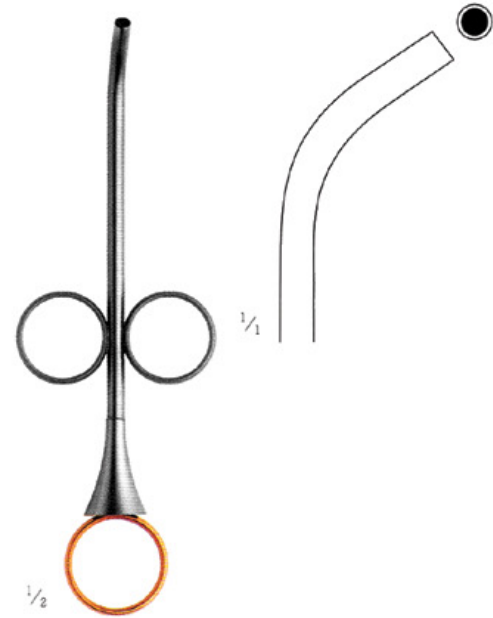


Fig. 02
DI-14-193
3,5/4,5 mm

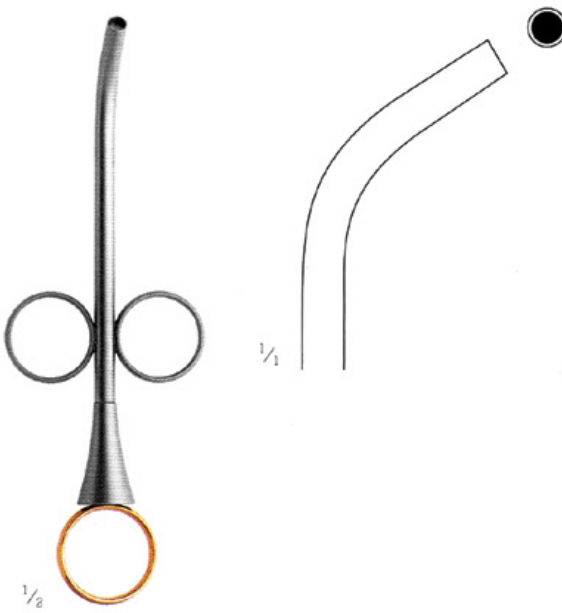


Fig. 03
DI-14-194
4,5/5,5 mm




Fig. 04
DI-14-195
6/7 mm