



## Scalers



**DI-10-101**  
H 6/7

*Anteriors*  
*Premolars*

*mesial/distal*  
175 mm, 7"



**DI-10-102**

*Anteriors*

*universal*  
175 mm, 7"



McCALL

**DI-10-103**  
13S/14S

*Premolars*  
*Molars*  
*mesial/distal*  
175 mm, 7"



**DI-10-104**  
M 23

*Anteriors*  
*Premolars*  
*Molars*  
*universal*  
175 mm, 7"



## Scalers



*supragingival use*



JACQUETTE  
*Standard-Mini*  
**DI-10-105**  
J 30/33

*Anteriors*

*universal*  
170 mm, 6<sup>3</sup>/<sub>4</sub>"



JACQUETTE  
**DI-10-106**  
J 31/32

*Premolars*

*Molars*  
*universal*  
175 mm, 7"



JACQUETTE  
*Miniature sickle*  
**DI-10-107**  
J 34/35

*Premolars*

*Molars*  
*universal*  
175 mm, 7"



TOWNER-  
JACQUETTE  
**DI-10-108**  
U 15/33

*Anteriors*

*universal*  
165 mm, 6<sup>1</sup>/<sub>2</sub>"



## Scalers



*supragingival use*



**CATTONI**  
**DI-10-109**  
*Anteriors*

*lingual*  
175 mm, 7"



**DI-10-110**  
H 5/33  
*Anteriors*  
*Premolars*

*universal*  
175 mm, 7"



**DI-10-111**  
S 204/SD  
*Anteriors*  
*Premolars*

*mesial/distal*  
175 mm, 7"



*Mini, delicate*  
**DI-10-112**  
S 311/12 C  
*Anteriors*  
*Premolars*

*universal*  
175 mm, 7"



**DI-10-113**  
S 204 S

*Molars*  
*universal*  
175 mm, 7"



# Scalers



*supragingival use*



CRANE  
CAPLAN

**DI-10-114**  
CK 6

*Anteriors*

*Premolars*  
*Molars*

*universal*  
175 mm, 7"



GOLDMAN-  
FOX

**DI-10-115**  
GF 1

*Anteriors*

*Premolars*  
*Molars*

*universal*  
175 mm, 7"



**DI-10-116**  
CI 2/3

*Anteriors*

*Premolars*  
*Molars*

*universal*  
165 mm, 6 1/2"



**DI-10-117**  
T2/T3

*Anteriors*

*Premolars*  
*Molars*

*universal*  
175 mm, 7"



grazil  
*delicate*

**DI-10-118**  
USM

*Premolars*

*Molars*  
*mesial/distal*

175 mm, 7"



# Scalers



*supragingival use*



CRANE  
CAPLAN  
DI-10-119  
CK 6

*Anteriors*

*Premolars*

*Molars*

*universal*

175 mm, 7"



GOLDMAN-  
FOX  
DI-10-120  
GF 1

*Anteriors*

*Premolars*

*Molars*

*universal*

175 mm, 7"



DI-10-121  
CI 2/3

*Anteriors*

*Premolars*

*Molars*

*universal*

165 mm, 6 1/2"



DI-10-122  
T2/T3

*Anteriors*

*Premolars*

*Molars*

*universal*

175 mm, 7"



*delicate*  
DI-10-123  
USM

*Premolars*

*Molars*

*mesial/distal*

175 mm, 7"

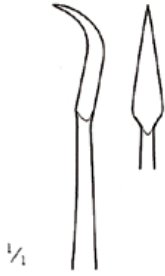


## Scalers, Supragingival



1/4

15,5 cm / 6"  
6 mm, solid handle



1/4

**DI-10-124**  
Fig. 1



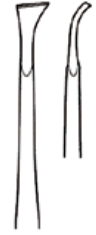
**DI-10-125**  
Fig. 2



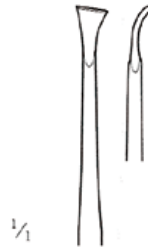
**DI-10-126**  
Fig. 3



**DI-10-127**  
Fig. 32



**DI-10-128**  
Fig. 33



1/4

**DI-10-129**  
Fig. 34



**DI-10-130**  
Fig. 35



**DI-10-131**  
Fig. 36



## Scalers, Supragingival



Jaquette  
**DI-10-132**  
Fig. 33

1/4



Jaquette  
**DI-10-133**  
Fig. 34



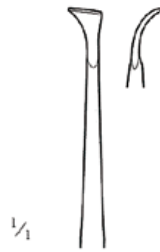
Jaquette  
**DI-10-134**  
Fig. 35



Cumine  
**DI-10-135**  
Fig. 33



Mitchell  
**DI-10-136**  
Fig. 34



**DI-10-137**  
Fig. 33/34

1/4



Younger-Good  
**DI-10-138**  
Fig. 33/34

1/4

17,5 cm / 6 3/4"  
6 mm, solid handle



## Curettes, Subgingival



<p>1/4</p> <p>1/2</p>						
	<p><b>DI-10-139</b> Fig. 1</p>	<p><b>DI-10-140</b> Fig. 2</p>	<p><b>DI-10-141</b> Fig. 3</p>	<p><b>DI-10-142</b> Fig. 4</p>	<p><b>DI-10-143</b> Fig. 5</p>	<p><b>Prichard</b> <b>DI-10-144</b> Fig. 1/2</p>
	<p>Furkationskürette Furcation curette</p>	<p>Furkationskürette Furcation curette</p>	<p>Furkationskürette Furcation curette</p>	<p>Furkationskürette Furcation curette</p>	<p>Furkationskürette Furcation curette</p>	<p>Chirurgische Kürette Bone curette</p>
	<p>0,9 mm lingual/buccal</p>	<p>3 mm lingual/buccal</p>	<p>0,9 mm mesial/distal</p>	<p>1,3 mm mesial/distal</p>	<p>0,9 mm labial/buccal</p>	<p>Extra long, robust construction.</p>
	<p>17,5 cm / 6 3/4" 8 mm, hollow handle</p>					





# Scalers, Supragingival



1/4

17,5 cm / 6 3/4"  
8 mm, hollow handle



1/4

**Towner**  
**DI-10-145**  
Fig. 5/33



"Incisors, premolars;  
universal, also approximal"



1/4

**Mc Call**  
**DI-10-146**  
Fig. 13S/14S



"Lateral teeth; mesial/distal".  
Particularly useful for  
working in interdental  
spaces in molar region



1/4

**Mc Call**  
**DI-10-147**  
Fig. 13SM/14



"Lateral teeth; mesial/distal".  
Like 13S/14S, with rounded  
tip



1/4

**Taylor**  
**DI-10-148**  
Fig. T 2/3



"Incisors, premolars,  
molars; universal"  
Particularly useful for  
working in interdental  
spaces in molar region



# Scalers, Supragingival



1/4

17,5 cm / 6 3/4"  
8 mm, hollow handle



1/4  
**Mc Call**  
**DI-10-149**  
Fig. 17/18



universal



1/4  
**Towner**  
**DI-10-150**  
Fig. 15/30



For removing  
stubborn tartar/scale



1/4  
**DI-10-151**  
Fig. U 135



for hard-to-access  
approximal surfaces



1/4  
**DI-10-152**  
Fig. CI 2/3



"Incisors, premolars,  
molars; universal"



1/4  
**DI-10-153**  
Fig. M 23



"Incisors, premolars;  
mesial/distal"



# Scalers, Supragingival



1/1

17,5 cm / 6 3/4"  
8 mm, hollow handle



1/1  
Hygienist  
DI-10-154  
Fig. H6/H7

17,5 cm / 6 3/4"  
8 mm, hollow handle  
"Incisors, premolars;  
mesial/distal"  
Particularly useful for  
interdental spaces



1/1  
Hygienist  
DI-10-155  
Fig. H6/H7

17,5 cm / 6 3/4"  
**10 mm, hollow handle**  
"Incisors, premolars;  
mesial/distal"  
Particularly useful for  
interdental spaces



1/1  
DI-10-156  
Fig. 204

17,5 cm / 6 3/4"  
8 mm, hollow handle  
Molars, universal



1/1  
DI-10-157  
Fig. 204 S

17,5 cm / 6 3/4"  
8 mm, hollow handle  
Molars, universal



1/1  
DI-10-158  
Fig. 204 SD

17,5 cm / 6 3/4"  
8 mm, hollow handle  
"Incisors, premolars;  
mesial/distal"



# Scalers, Supragingival



1/4

17,5 cm / 6 3/4"  
8 mm, hollow handle



Zürich  
DI-10-159



DI-10-160  
Fig. CC 6



DI-10-161  
Fig. T 2/3



For cleaning cavities following apicoectomy

"Incisors, premolars, molars; universal"

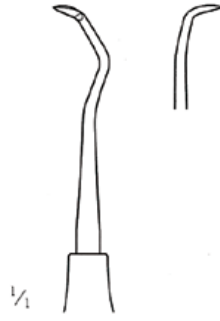


## Scalers, Supragingival



1/4

17,5 cm / 6 3/4"  
8 mm, hollow handle



1/4  
Jaquette  
DI-10-162  
Fig. 31/32



Jaquette  
DI-10-163  
Fig. 30/33



Jaquette  
DI-10-164  
Fig. 34/35





# Scalers, Supragingival



1/4

17,5 cm / 6 3/4"  
8 mm, hollow handle



Goldman-Fox  
**DI-10-165**  
Fig. 1



Goldman-Fox  
**DI-10-166**  
Fig. 2



Goldman-Fox  
**DI-10-167**  
Fig. 3



Goldman-Fox  
**DI-10-168**  
Fig. 4



Goldman-Fox  
**DI-10-169**  
Fig. 5



Goldman-Fox  
**DI-10-170**  
Fig. 6





# Scalers, Supraperingival, Bone Files



1/1  
17,5 cm / 6 3/4"  
6 mm, solid handle



1/1  
Mercitan  
DI-10-171  
Fig. SH 5



1/1  
Ward-Kirkland  
DI-10-172  
Fig. 1



1/1  
Hirschfeld  
DI-10-176  
Fig. 3/7



1/1  
Hirschfeld  
DI-10-177  
Fig. 5/11



1/1  
Crane-Kaplan  
DI-10-173  
Fig. 2



1/1  
Crane-Kaplan  
DI-10-174  
Fig. 3



1/1  
White  
DI-10-175  
Fig. 12B



1/1  
17,5 cm / 6 3/4"  
8 mm, hollow handle

File  
For removal of granulosomatous tissue from  
supra- and infrabone pockets.

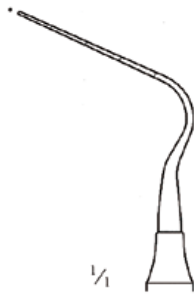


# Root Canal Instruments

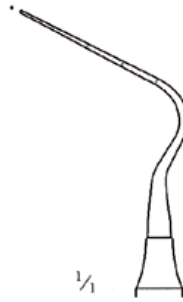


Plugger

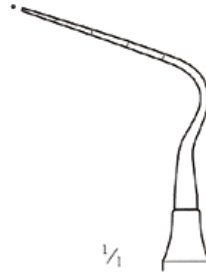
17,5 cm / 6 3/4"  
6 mm. solid handle  
single-end



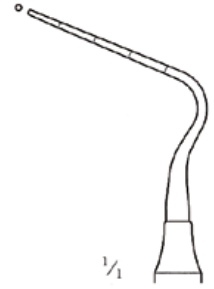
DI-10-178  
Fig. 30



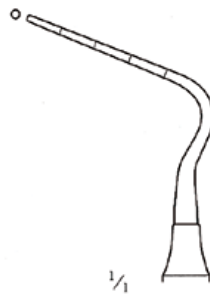
DI-10-179  
Fig. 40



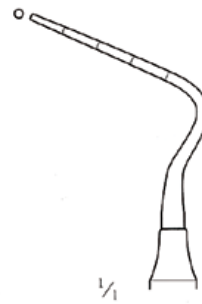
DI-10-180  
Fig. 50



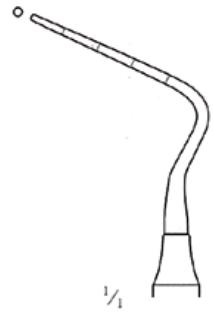
DI-10-181  
Fig. 60



DI-10-182  
Fig. 90



DI-10-183  
Fig. 100



DI-10-184  
Fig. 120





# Root Canal Instruments



1/4

16 cm / 6 1/4"  
6 mm, solid handle  
single-end



1/4

**DI-10-185**  
Fig. 1



**DI-10-186**  
Fig. 2



**DI-10-187**  
Fig. 3

Plugger



1/4

**DI-10-188**  
Fig. 20



1/4

**DI-10-189**  
Fig. 30



1/4

**DI-10-190**  
Fig. 40

Spreader



1/4

**DI-10-191**  
Fig. 50



1/4

**DI-10-192**  
Fig. 60

Spreader

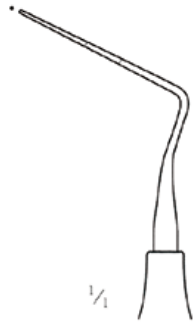


# Root Canal Instruments



1/4

17,5 cm / 6 3/4"  
8 mm, hollow handle  
double-end

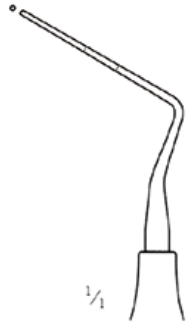


1/4

Zürich  
**DI-10-193**  
Fig. 30/40

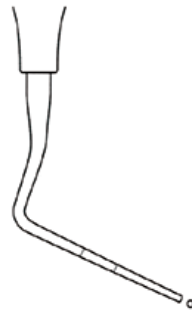


Plugger



1/4

Zürich  
**DI-10-194**  
Fig. 50/90



Plugger



1/4

Stewart  
**DI-10-195**



Endo-probe



# Composite Instruments



17,5 cm / 6 3/4"  
titanium-coated, 6 mm



**DI-10-196**  
Fig. 1



**DI-10-197**  
Fig. 2



**DI-10-198**  
Fig. 3



**DI-10-199**  
Fig. 4



**DI-10-200**  
Fig. 5



**DI-10-201**  
Fig. 10



**Felt**  
**DI-10-202**  
Fig. 1



**Felt**  
**DI-10-203**  
Fig. 2





# Composite Instruments



17,5 cm / 6 3/4"  
titanium-coated, 6 mm, solid handle



Felt  
**DI-10-204**  
Fig. 3



Felt  
**DI-10-205**  
Fig. 4



Felt  
**DI-10-206**  
Fig. 5



Felt  
**DI-10-207**  
Fig. 6



Goldstein  
**DI-10-208**  
Fig. 1



Goldstein  
**DI-10-209**  
Fig. 2



Goldstein  
**DI-10-210**  
Fig. 3

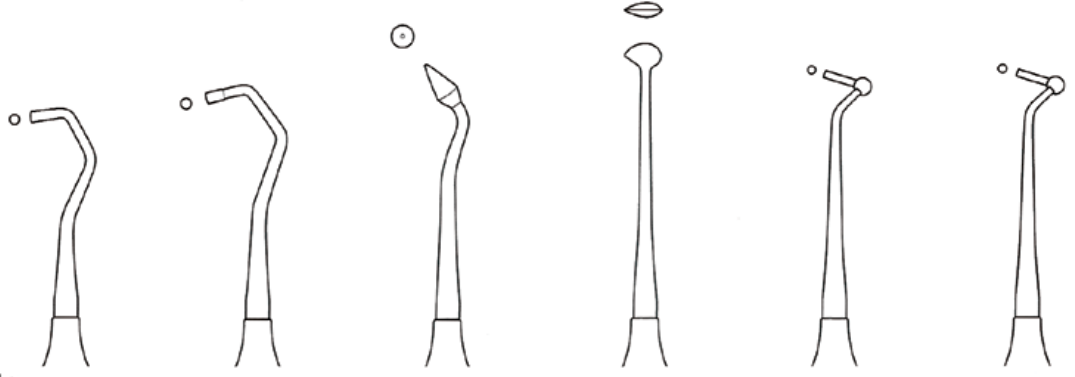


Goldstein  
**DI-10-211**  
Fig. 4





# Composite Instruments



1/2

**DI-10-212**  
Fig. GM 9/10

**DI-10-213**  
Fig. GM 11/12

**DI-10-214**  
Fig. GM SB

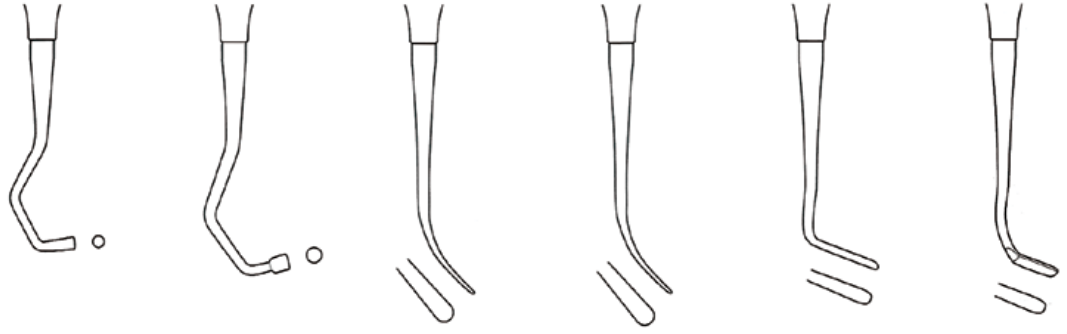
**DI-10-215**  
Fig. 29/2B

**DI-10-216**  
Fig. L1

**DI-10-217**  
Fig. L2



1/2





# Periodontal Probes



$\frac{1}{4}$   
**Nabers**  
17,5 cm / 6  $\frac{3}{4}$ "  
8 mm, hollow handle



$\frac{1}{4}$   
**DI-10-218**



Furcation probe  
graduated working end



$\frac{1}{4}$   
16 cm / 6  $\frac{1}{4}$ "  
6 mm, solid handle



$\frac{1}{4}$   
**DI-10-219**  
Fig. 8  
Grad. 3-6-8-11



**DI-10-220**  
Fig. 10  
Grad. 1-2-3-5-7-8-9-10



$\frac{1}{4}$   
**DI-10-221**  
Fig. 11  
Grad. 3-6-8-11



**DI-10-222**  
Fig. W  
Grad. 1-2-3-5-7-8-9-10



# Periodontal Probes



16 cm / 6 1/4"  
6 mm, solid handle



1/4  
**Merrit A**  
**DI-10-223**  
Grad. 1-2-3-5-7-8-9-10



**Merrit E**  
**DI-10-224**  
Grad. 1-2-3-5-7-8-9-10



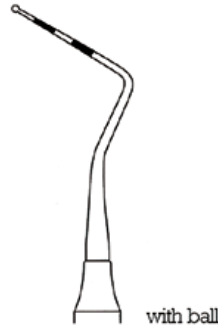
**Goldman-Fox**  
**DI-10-225**  
Grad. 1-2-3-5-7-8-9-10



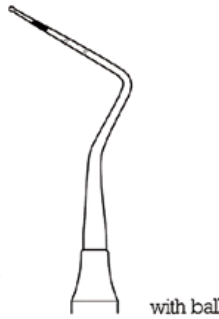
**Michigan**  
**DI-10-226**  
Grad. 3-6-8



1/4  
**Mercury**  
**DI-10-227**  
Grad. 3-6-9-12



**DI-10-228**  
Fig. CPNG 12S  
Grad. 3-6-9-12



**WHO**  
**DI-10-229**  
Fig. CPG 11,5 WHO  
Grad. 3,5-5,5-8,5-11,5



**DI-10-230**  
Fig. CPG 12  
Grad. 3-6-9-12



1/4  
**DI-10-231**  
Fig. CP 15 UNC  
Grad. 1-2-3-4-5 ... 14-15



**DI-10-232**  
Fig. CPNG 22  
Grad. 2-4-6-8-10-12



**DI-10-233**  
Fig. 26G  
Grad. 1-2-3-5-7-8-9-10



# Periodontal Probes



17,5 cm / 6 3/4"  
8 mm, hollow handle



Williams-Goldman Fox  
**DI-10-234**  
Grad. 1-2-3-5-7-8-9-10



**DI-10-235**  
Fig. CP 11/23  
Grad. 3-6-8-11



**DI-10-236**  
Fig. CP 12/23  
Grad. 3-6-9-12



**DI-10-237**  
Fig. GF/3  
Grad. 1-2-3-5-7-8-9-10



**DI-10-238**  
Fig. UM/3  
Grad. 3-6-8



**DI-10-239**  
Fig. W/3  
Grad. 1-2-3-5-7-8-9-10



**DI-10-240**  
Fig. GF/6  
Grad. 1-2-3-5-7-8-9-10



**DI-10-241**  
Fig. UM/6  
Grad. 3-6-8



**DI-10-242**  
Fig. W/6  
Grad. 1-2-3-5-7-8-9-10




**DI-10-243**  
Fig. GF/17  
Grad. 1-2-3-5-7-8-9-10







## Periodontal Probes



17,5 cm / 6 <sup>3</sup>/<sub>4</sub>"  
8 mm, hollow handle



**DI-10-244**  
Fig. UM/17  
Grad. 3-6-8



**DI-10-245**  
Fig. W/17  
Grad. 1-2-3-5-7-8-9-10



**DI-10-246**  
Fig. GF/23  
Grad. 1-2-3-5-7-8-9-10



**DI-10-247**  
Fig. UM/23  
Grad. 3-6-8




**DI-10-248**  
Fig. W/23  
Grad. 1-2-3-5-7-8-9-10





# Periodontal File



17 cm / 6 <sup>3</sup>/<sub>4</sub>"  
8 mm, hollow handle



DI-10-249



DI-10-250



Orban  
DI-10-251  
Fig. 12/13



DI-10-252  
Fig. 12/12

modified

For removal of granulosomatous tissue from supra- and infrabone pockets.



# Filling Instruments



1/1

17,5 cm / 6 3/4"  
6 mm, solid handle



**DI-10-253**  
Fig. 7A



**DI-10-254**  
Fig. 19



**DI-10-255**  
Fig. 7B



**DI-10-256**  
Fig. 6



**DI-10-257**  
Fig. 11



**DI-10-258**  
Fig. 179





# Filling Instruments



**Heidemann**  
17.5 cm / 6 3/4"  
6 mm, solid handle

1/4



**DI-10-259**  
Fig. 1  
2,0 mm



**DI-10-260**  
Fig. 2  
2,5 mm



**DI-10-261**  
Fig. 3  
3 mm



1/4



**DI-10-262**  
Fig. 11  
2,0 mm sharp



**DI-10-263**  
Fig. 12  
2,5 mm sharp



**DI-10-264**  
Fig. 13  
3,0 mm sharp

